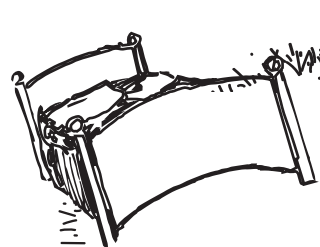




Buscando por la casa

.....

A "Go Fish" Card Game from Spanish Playground



Buscando por la casa



Quick Start (for players who know how to play Go Fish)

- The game is played exactly like the classic card game Go Fish. The only difference is in the language used. Players try to make sets of 4 household objects by asking if something is in a room.
- Players are dealt 5 household object cards to begin the game.
- The remaining cards go in the draw pile on *el closet*.
- Each player has a different room represented by a room marker in front of them. Instead of asking *Do you have any 3s?* as in Go Fish, a player asks *Are the boots in the bedroom?*
- If the player who has the bedroom has boots, she gives them up.
- If she doesn't have any boots, she says *No, look for the boots in the closet*. Look in the closet is the equivalent of Go fish.
- If a player gets one or more of the cards she asks for, her turn continues.
- When a player has 4 cards of one object, she lays down the set.
- The player with the most sets wins.

If you are unfamiliar with the game Go Fish, detailed instructions follow the game set up.

Game Set Up

- **10 household object cards.** Print 4 copies on cardstock for a total of 40 cards. You may want to laminate them for extra durability. Cut the household object cards apart and mix them.
- **4 room markers.** Print 1 of each room. Cut on the dotted line and fold each place marker so it stands up. The drawing and room name will be visible on both sides.
- **El closet.** Print 1. The draw pile of extra cards goes in the center on el closet.

Spanish to Use During the Game

- To ask for cards, players use the verbs *hay* or *estar*: *¿Hay platos en la sala?* or *¿Los platos están en la sala?*
- To give up cards, players answer with *hay* or *estar*: *Sí, hay dos platos en la sala.* or *Sí, dos platos están en la sala.*
- To say they have no cards and the asking player has to draw, players use the verb *buscar*: *No. Busca los platos en el closet.*
- Players can also practice pronouns by answering *No, búscalos en el closet.*

Detailed Instructions

Object of the Game

The goal is to win the most sets of cards. A set is four of a kind, such as four pencils or four plates.

The Deal

Each player receives five cards. The remainder of the cards are placed face down on el closet to form the draw pile.

The Play

The player to the left of the dealer begins. She looks directly at any opponent and says, for example, *¿Hay platos en la sala?* asking about the opponent's place and specifying the object she wants. The player who is asking must have at least one card of the object she is asking for in her hand.

The player who is addressed must hand over all the cards requested. She says, for example, *Sí, hay dos platos en la sala.*

If she has none, she says, for example, *No, no hay platos en la sala. Busca los platos en el closet.* The player who asked the question draws a card from the draw pile and places it in her hand. The turn passes to the player on her left.

If a player gets one or more of the objects she asked for, her turn continues. She can ask the same or another player for an object. She can ask for the same object or a different one. Her turn continues as long as she succeeds in getting cards.

If a player gets the fourth object of a set, she places the set on the table face up in front of her place marker and plays again.

The game ends when all 10 sets have been won. The winner is the player with the most sets. During the game, if a player is left without cards, she may (when it's her turn to play), draw from the draw pile and then ask for that object. If there are no cards left in the draw pile, she is out of the game.



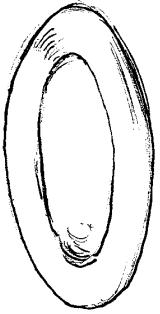


Closet

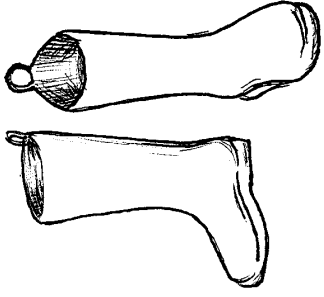
El

El

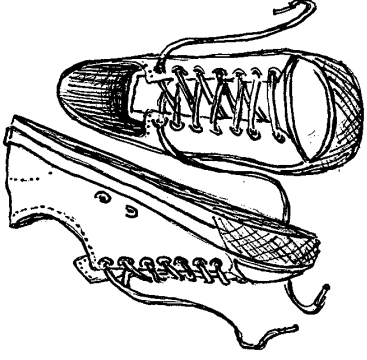
Closet



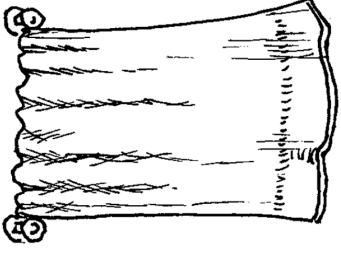
el
plato



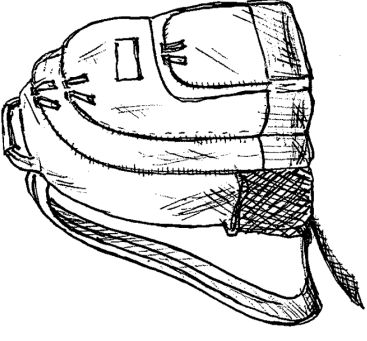
las
botas



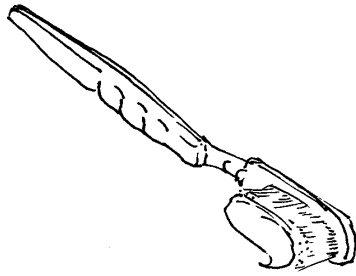
los
tenis




la
toalla




la
mochila



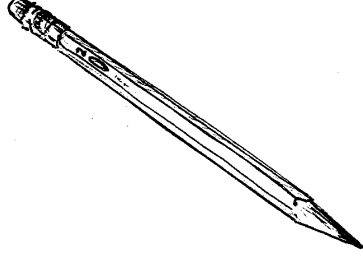
el
cepillo



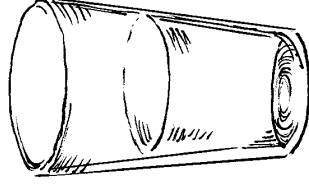
el
gato



el
libro



el
lápiz



el
vaso

